

UNITED STATES
SECURITIES AND EXCHANGE COMMISSION

Washington, D.C. 20549

FORM 8-K

CURRENT REPORT
Pursuant to Section 13 or 15(d)
of the Securities Exchange Act of 1934

Date of Report (Date of earliest event reported): April 27, 2023

CENTERPOINT ENERGY, INC.

(Exact name of registrant as specified in its charter)

Texas
(State or other jurisdiction
of incorporation)

1-31447
(Commission File Number)

74-0694415
(IRS Employer
Identification No.)

1111 Louisiana
Houston Texas
(Address of principal executive offices)

77002
(Zip Code)

Registrant's telephone number, including area code: (713) 207-1111

Check the appropriate box below if the Form 8-K filing is intended to simultaneously satisfy the filing obligation of the registrant under any of the following provisions (see General Instruction A.2. below):

- Written communications pursuant to Rule 425 under the Securities Act (17 CFR 230.425)
 Soliciting material pursuant to Rule 14a-12 under the Exchange Act (17 CFR 240.14a-12)
 Pre-commencement communications pursuant to Rule 14d-2(b) under the Exchange Act (17 CFR 240.14d-2(b))
 Pre-commencement communications pursuant to Rule 13e-4(c) under the Exchange Act (17 CFR 240.13e-4(c))

Securities registered pursuant to Section 12(b) of the Act:

Title of each class	Trading Symbol(s)	Name of each exchange on which registered
Common Stock, \$0.01 par value	CNP	The New York Stock Exchange NYSE Chicago

Indicate by check mark whether the registrant is an emerging growth company as defined in Rule 405 of the Securities Act of 1933 (§230.405) or Rule 12b-2 of the Securities Exchange Act of 1934 (§240.12b-2).

Emerging Growth Company

If an emerging growth company, indicate by check mark if the registrant has elected not to use the extended transition period for complying with any new or revised financial accounting standards provided pursuant to Section 13(a) of the Exchange Act.

Item 2.02. Results of Operations and Financial Conditions.

On April 27, 2023, CenterPoint Energy, Inc. (“CenterPoint Energy”) reported first quarter 2023 earnings. For additional information regarding CenterPoint Energy’s first quarter 2023 earnings, please refer to CenterPoint Energy’s press release attached to this report as Exhibit 99.1 (the “Press Release”), which Press Release is incorporated by reference herein.

Item 7.01. Regulation FD Disclosure.

CenterPoint Energy is holding a conference call to discuss its first quarter 2023 earnings on April 27, 2023. Information about the call can be found in the Press Release furnished herewith as Exhibit 99.1. For additional information regarding CenterPoint Energy’s first quarter 2023 earnings, please refer to the supplemental materials which are being posted on CenterPoint Energy’s website and are attached to this report as Exhibit 99.2 (the “Supplemental Materials”), which Supplemental Materials are incorporated by reference herein.

Item 9.01. Financial Statements and Exhibits.

The information in the Press Release and the Supplemental Materials is being furnished, not filed, pursuant to Items 2.02 and 7.01, respectively. Accordingly, the information in the Press Release and the Supplemental Materials will not be incorporated by reference into any registration statement filed by CenterPoint Energy under the Securities Act of 1933, as amended, unless specifically identified therein as being incorporated therein by reference.

(d) Exhibits.

<u>EXHIBIT NUMBER</u>	<u>EXHIBIT DESCRIPTION</u>
99.1	Press Release issued April 27, 2023 regarding CenterPoint Energy’s first quarter 2023 earnings
99.2	Supplemental Materials regarding CenterPoint Energy’s first quarter 2023 earnings
104	Cover Page Interactive Data File - the cover page XBRL tags are embedded within the Inline XBRL document

SIGNATURE

Pursuant to the requirements of the Securities Exchange Act of 1934, the registrant has duly caused this report to be signed on its behalf by the undersigned hereunto duly authorized.

CENTERPOINT ENERGY, INC.

Date: April 27, 2023

By: /s/ Kara Gostenhofer Ryan
Kara Gostenhofer Ryan
Vice President and Chief Accounting Officer



For more information contact

Media:

Communications

Media.Relations@CenterPointEnergy.com

Investors:

Jackie Richert / Ben Vallejo

Phone 713.207.6500

CenterPoint Energy reports strong Q1 earnings results and reiterates 2023 guidance

- *Reported Q1 2023 earnings of \$0.49 per diluted share on a GAAP basis*
- *Reported non-GAAP earnings per diluted share (“non-GAAP EPS”) of \$0.50 for Q1 2023*
- *Non-GAAP EPS range for 2023 reaffirmed at \$1.48-\$1.50, which represents an 8% growth over 2022 actual at the midpoint; and further reiterated growth targets of 8% for 2024 and the mid-to-high end of 6%-8% annually thereafter, through 2030¹*
- *Capital investments, made for the benefit of customers, are on track for the year, with over a quarter of the year’s planned \$3.6B of capital already deployed as of the end of Q1*

Houston – April 27, 2023 - CenterPoint Energy, Inc. (NYSE: CNP) or “CenterPoint” today reported income available to common shareholders of \$313 million, or \$0.49, per diluted share on a GAAP basis for the first quarter of 2023, compared to \$0.82 of diluted EPS for the first quarter of 2022, which included the gains on the sale of the Energy Transfer common and preferred units, impacts associated with the Arkansas and Oklahoma natural gas LDC sale, and associated costs of the early extinguishment of debt related to those transactions.

Non-GAAP EPS for the first quarter 2023 was \$0.50, or approximately a third of 2023 full-year guidance at the midpoint and represents a 6% increase over the first quarter 2022. These results were predominantly driven by regulatory recovery, continued reductions in O&M expenses, and other items which when combined contributed \$0.13 per share. These items were partially offset by interest expense and mild winter weather during the quarter which when combined were \$0.10 per share.

“Our first quarter results represent a tremendous start to the year for both our customers and investors. First, we were successfully able to navigate the headwinds of higher interest expense and milder winter weather. We also have great momentum from the continued execution of our long-term growth strategy through which we have deployed more than \$8 billion of capital over the past two years for the benefit of our customers,” said Dave Lesar, CEO of CenterPoint. “This capital spending supports our investment in robust organic growth and enhances safety and grid resiliency. We continue to target 8% growth in our non-GAAP EPS this year and in 2024, after growing non-GAAP EPS by 9% in both 2021 and 2022.”

¹ CenterPoint is unable to present a quantitative reconciliation of forward-looking non-GAAP diluted earnings per share without unreasonable effort because changes in the value of ZENS (as defined herein) and related securities, future impairments, and other unusual items are not estimable and are difficult to predict due to various factors outside of management’s control.

“While we are pleased with our strong first quarter, this management team remains committed to focusing on executing for the remainder of 2023 and beyond. The addition of Chris Foster as CFO to an already excellent management team only increases my confidence that we have the right group in place for the long haul.” Lesar added.

Earnings Outlook

Given CenterPoint's divestiture of its remaining midstream investments during 2022, CenterPoint will be presenting a consolidated non-GAAP EPS guidance range for 2023.

In addition to presenting its financial results in accordance with GAAP, including presentation of income (loss) available to common shareholders and diluted earnings (loss) per share, CenterPoint provides guidance based on non-GAAP income and non-GAAP diluted earnings per share. Generally, a non-GAAP financial measure is a numerical measure of a company's historical or future financial performance that excludes or includes amounts that are not normally excluded or included in the most directly comparable GAAP financial measure.

Management evaluates CenterPoint's financial performance in part based on non-GAAP income and non-GAAP earnings per share. Management believes that presenting these non-GAAP financial measures enhances an investor's understanding of CenterPoint's overall financial performance by providing them with an additional meaningful and relevant comparison of current and anticipated future results across periods. The adjustments made in these non-GAAP financial measures exclude items that management believes do not most accurately reflect the company's fundamental business performance. These excluded items are reflected in the reconciliation tables of this news release, where applicable. CenterPoint's non-GAAP income and non-GAAP diluted earnings per share measures should be considered as a supplement to, and not as a substitute for, or superior to, income available to common shareholders and diluted earnings per share, which respectively are the most directly comparable GAAP financial measures. These non-GAAP financial measures also may be different than non-GAAP financial measures used by other companies.

2023 non-GAAP EPS and non-GAAP EPS guidance range

Beginning in 2022, CenterPoint no longer separated utility and midstream operations and reported on a consolidated non-GAAP EPS basis.

- 2022 non-GAAP EPS excluded:
 - Earnings or losses from the change in value of ZENS and related securities;
 - Gain and impact, including related expenses, associated with Arkansas and Oklahoma gas LDC sales
 - Income and expense related to ownership and disposal of Energy Transfer common and Series G preferred units, and a corresponding amount of debt related to the units.

- 2023 non-GAAP EPS and non-GAAP EPS guidance excludes:
 - Earnings or losses from the change in value of ZENS and related securities; and
 - Gain and impact, including related expenses, associated with mergers and divestitures.

In providing 2023 non-GAAP EPS and non-GAAP EPS guidance, CenterPoint does not consider the items noted above and other potential impacts such as changes in accounting standards, impairments, or other unusual items, which could have a material impact on GAAP reported results for the applicable guidance period. The 2023 non-GAAP EPS and non-GAAP EPS guidance range also considers assumptions for certain significant variables that may impact earnings, such as customer growth and usage including normal weather, throughput, recovery of capital invested, effective tax rates, financing activities and related interest rates, and regulatory and judicial proceedings. To the extent actual results deviate from these assumptions, the 2023 non-GAAP EPS guidance range may not be met, or the projected annual non-GAAP EPS growth rate may change. CenterPoint is unable to present a

quantitative reconciliation of forward-looking non-GAAP diluted earnings per share without unreasonable effort because changes in the value of ZENS and related securities, future impairments, and other unusual items are not estimable and are difficult to predict due to various factors outside of management's control.

Reconciliation of Consolidated income (loss) available to common shareholders and diluted earnings (loss) per share (GAAP) to non-GAAP income and non-GAAP diluted earnings per share

	Quarter Ended March 31, 2023	
	Dollars in millions	Diluted EPS ⁽¹⁾
Consolidated income (loss) available to common shareholders and diluted EPS	\$ 313	\$ 0.49
ZENS-related mark-to-market (gains) losses:		
Equity securities (net of taxes of \$8) ⁽²⁾⁽³⁾	(31)	(0.05)
Indexed debt securities (net of taxes of \$8) ⁽²⁾	31	0.05
Impacts associated with mergers and divestitures (net of taxes of \$1) ⁽²⁾	1	0.00
Consolidated on a non-GAAP basis ⁽⁴⁾	<u>\$ 314</u>	<u>\$ 0.50</u>

- 1) Quarterly diluted EPS on both a GAAP and non-GAAP basis are based on the weighted average number of shares of common stock outstanding during the quarter, and the sum of the quarters may not equal year-to-date diluted EPS.
- 2) Taxes are computed based on the impact removing such item would have on tax expense.
- 3) Comprised of common stock of AT&T Inc., Charter Communications, Inc. and Warner Bros. Discovery, Inc.
- 4) The calculation on a per-share basis may not add down due to rounding

Reconciliation of Consolidated income (loss) available to common shareholders and diluted earnings (loss) per share (GAAP) to non-GAAP income and non-GAAP diluted earnings per share

	Quarter Ended March 31, 2022	
	Dollars in millions	Diluted EPS ⁽¹⁾
Consolidated income (loss) available to common shareholders and diluted EPS	\$ 518	\$ 0.82
ZENS-related mark-to-market (gains) losses:		
Equity securities (net of taxes of \$22) ⁽²⁾⁽³⁾	81	0.13
Indexed debt securities (net of taxes of \$22) ⁽²⁾	(83)	(0.13)
Midstream-related earnings (net of taxes of \$10) ⁽²⁾⁽⁴⁾	(32)	(0.05)
Impacts associated with mergers and divestitures (net of taxes of \$112) ⁽²⁾	(189)	(0.30)
Consolidated on a non-GAAP basis	<u>\$ 295</u>	<u>\$ 0.47</u>

- 1) Quarterly diluted EPS on both a GAAP and non-GAAP basis are based on the weighted average number of shares of common stock outstanding during the quarter, and the sum of the quarters may not equal year-to-date diluted EPS.
- 2) Taxes are computed based on the impact removing such item would have on tax expense.
- 3) Comprised of common stock of AT&T Inc. and Charter Communications, Inc. (as of March 31, 2022)
- 4) Includes earnings and expenses related to ownership and disposal of Energy Transfer units, a corresponding amount of debt related to the units and an allocation of associated corporate overhead. Includes costs associated with early extinguishment of \$600 million debt at CenterPoint Energy, Inc. of approximately \$35 million, net of taxes.

Filing of Form 10-Q for CenterPoint Energy, Inc.

Today, CenterPoint Energy, Inc. filed with the Securities and Exchange Commission (SEC) its Quarterly Report on Form 10-Q for the quarter ended March 31, 2023. A copy of that report is available on the company's website, under the Investors section. Investors and others should note that we may announce material information using SEC filings, press releases, public conference calls, webcasts, and the Investor Relations page of our website. In the future, we will continue to use these channels to distribute material information about the company and to communicate important information about the company, key personnel, corporate initiatives, regulatory updates, and other matters. Information that we post on our website could be deemed material; therefore, we encourage investors, the media, our customers, business partners and others interested in our company to review the information we post on our website.

Webcast of Earnings Conference Call

CenterPoint's management will host an earnings conference call on April 27, 2023, at 7:00 a.m. Central time / 8:00 a.m. Eastern time. Interested parties may listen to a live audio broadcast of the conference call on the company's website under the Investors section. A replay of the call can be accessed approximately two hours after the completion of the call and will be archived on the website for at least one year.

About CenterPoint Energy, Inc.

As the only investor owned electric and gas utility based in Texas, CenterPoint Energy, Inc. (NYSE: CNP) is an energy delivery company with electric transmission and distribution, power generation and natural gas distribution operations that serve more than 7 million metered customers in Indiana, Louisiana, Minnesota, Mississippi, Ohio and Texas. As of March 31, 2023, the company owned approximately \$38 billion in assets. With approximately 9,000 employees, CenterPoint Energy and its predecessor companies have been in business for more than 150 years. For more information, visit [CenterPointEnergy.com](https://www.CenterPointEnergy.com).

Forward-looking Statements

This news release includes, and the earnings conference call will include forward-looking statements within the meaning of the Private Securities Litigation Reform Act of 1995. When used in this news release, the words "anticipate," "believe," "continue," "could," "estimate," "expect," "forecast," "goal," "intend," "may," "objective," "plan," "potential," "predict," "projection," "should," "target," "will" or other similar words are intended to identify forward-looking statements. These forward-looking statements are based upon assumptions of management which are believed to be reasonable at the time made and are subject to significant risks and uncertainties. Actual events and results may differ materially from those expressed or implied by these forward-looking statements. Examples of forward-looking statements in this news release or on the earnings conference call include statements regarding capital investments (including with respect to incremental capital opportunities, deployment of capital, renewables projects and mobile generation spend), the impacts of the February 2021 winter storm event on our business and service territories, the recovery and timing of recovery of associated gas costs and related litigation, the recovery and timing of recovery for all of CenterPoint's mobile generation spend, the timing of and projections for upcoming rate cases for CenterPoint and its subsidiaries, future earnings and guidance, including long-term growth rate, customer charges, operations and maintenance expense reductions, financing plans (including the timing of any future equity issuances, securitization, credit metrics and parent level debt), the impact of disruptions to the global supply chain on our business, including our generation transition plan and our capital plan, ZENS and impacts of the maturity of ZENS, tax planning opportunities (such as any potential use of the repairs expense deduction), future financial performance and results of operations, including with respect to regulatory actions and recoverability of capital investments, customer rate affordability, value creation, opportunities and expectations, ESG strategy, including our net zero and carbon emissions reduction goals, and any other statements that are not historical facts are forward-looking statements. Each forward-looking statement contained in this news release or discussed on the earnings conference call speaks only as of the date of this release or the earnings conference call.

Important factors that could cause actual results to differ materially from those indicated by the provided forward-looking information include, but are not limited to, risks and uncertainties relating to: (1) CenterPoint's business strategies and strategic initiatives, restructurings, joint ventures and acquisitions or dispositions of assets or businesses, including the completed sale of our Natural Gas businesses in Arkansas and Oklahoma, the exit from midstream and the internal restructuring of certain subsidiaries, which we cannot assure you will have the anticipated benefits to us; (2) industrial, commercial and residential growth in CenterPoint's service territories and changes in market demand; (3) CenterPoint's ability to fund and invest planned capital, and the timely recovery of its investments; (4) financial market and general economic conditions, including access to debt and equity capital and inflation, interest rates and instability of banking institutions, and their effect on sales, prices and

costs; (5) continued disruptions to the global supply chain and increases in commodity prices; (6) actions by credit rating agencies, including any potential downgrades to credit ratings; (7) the timing and impact of regulatory proceedings and actions and legal proceedings, including those related to Houston Electric's mobile generation and the February 2021 winter storm event; (8) legislative decisions, including tax and developments related to the environment such as global climate change, air emissions, carbon, waste water discharges and the handling of coal combustion residuals, among others, and CenterPoint's net zero and carbon emissions reduction goals; (9) the impact of pandemics, including the COVID-19 pandemic; (10) the recording of impairment charges; (11) weather variations and CenterPoint's ability to mitigate weather impacts, including the approval and timing of securitization issuances; (12) changes in business plans; (13) CenterPoint's ability to execute on its initiatives, targets and goals, including its net zero and carbon emissions reduction goals and operations and maintenance goals; and (14) other factors discussed CenterPoint's Annual Report on Form 10-K for the fiscal year ended December 31, 2022 and CenterPoint's Quarterly Report on Form 10-Q for the quarter ended March 31, 2023, including in the "Risk Factors" and "Cautionary Statement Regarding Forward-Looking Information" sections of such reports, and other reports CenterPoint or its subsidiaries may file from time to time with the Securities and Exchange Commission.

Continuing to execute on our path to

PREMIUM



**FIRST QUARTER 2023
INVESTOR UPDATE**

April 27, 2023



Cautionary Statement and Other Disclaimers



This presentation and the oral statements made in connection herewith contain "forward-looking statements" within the meaning of Section 27A of the Securities Act of 1933 and Section 21E of the Securities Exchange Act of 1934. All statements other than statements of historical fact included in this presentation and the oral statements made in connection herewith are forward-looking statements made in good faith by CenterPoint Energy, Inc. ("CenterPoint Energy" or the "Company") and are intended to qualify for the safe harbor from liability established by the Private Securities Litigation Reform Act of 1995, including statements concerning CenterPoint Energy's expectations, beliefs, plans, objectives, goals, strategies, future operations, events, financial position, earnings and guidance, growth, costs, prospects, capital investments or performance or underlying assumptions and other statements that are not historical facts. You should not place undue reliance on forward-looking statements. You can generally identify our forward-looking statements by the words "anticipate," "believe," "continue," "could," "estimate," "expect," "forecast," "goal," "intend," "may," "objective," "plan," "potential," "predict," "projection," "should," "target," "will," or other similar words. The absence of these words, however, does not mean that the statements are not forward-looking.

Examples of forward-looking statements in this presentation and the oral statements made in connection herewith include statements about capital investments (including with respect to incremental capital opportunities, deployment of capital, renewables projects, and mobile generation spend), the impacts of the February 2021 winter storm event on our business and service territories, the recovery and timing of recovery of associated gas costs and litigation, the recovery and timing of recovery for all of CenterPoint's mobile generation spend, the timing of and projections for upcoming rate cases for CenterPoint and its subsidiaries, future earnings and guidance, including long-term growth rate, customer charges, operations and maintenance expense reductions, financing plans (including the timing of any future equity issuances, securitization, credit metrics and parent level debt), the impact of disruptions to the global supply chain on our business, including our generation transition plan and our capital plan, the Company's 2.0% Zero-Premium Exchangeable Subordinated Notes due 2029 ("ZENS") and impacts of the maturity of ZENS, tax planning opportunities (such as any potential use of the repairs expense deduction), future financial performance and results of operations, including with respect to regulatory actions and recoverability of capital investments, customer rate affordability, value creation, opportunities and expectations, and ESG strategy, including our net zero and carbon emission reduction goals. We have based our forward-looking statements on our management's beliefs and assumptions based on information currently available to our management at the time the statements are made. We caution you that assumptions, beliefs, expectations, intentions, and projections about future events may and often do vary materially from actual results. Therefore, we cannot assure you that actual results will not differ materially from those expressed or implied by our forward-looking statements.

Some of the factors that could cause actual results to differ from those expressed or implied by our forward-looking statements include, but are not limited to, risks and uncertainties relating to: (1) CenterPoint Energy's business strategies and strategic initiatives, restructurings, joint ventures and acquisitions or dispositions of assets or businesses, including the completed sale of our Natural Gas businesses in Arkansas and Oklahoma, the exit from midstream, and the internal restructuring of certain subsidiaries which we cannot assure you will have the anticipated benefits to us; (2) industrial, commercial and residential growth in CenterPoint Energy's service territories and changes in market demand; (3) CenterPoint Energy's ability to fund and invest planned capital, and the timely recovery of its investments; (4) financial market and general economic conditions, including access to debt and equity capital, inflation, interest rates and instability of banking institutions and their effect on sales, prices and costs; (5) continued disruptions to the global supply chain and increases in commodity prices; (6) actions by credit rating agencies, including any potential downgrades to credit ratings; (7) the timing and impact of regulatory proceedings and actions and legal proceedings, including those related to Houston Electric's mobile generation and the February 2021 winter storm event; (8) legislative decisions, including tax and developments related to the environment such as global climate change, air emissions, carbon, waste water discharges and the handling of coal combustion residuals, among others, and CenterPoint Energy's net zero and carbon emissions reduction goals; (9) the impact of pandemics, including the COVID-19 pandemic; (10) the recording of impairment charges; (11) weather variations and CenterPoint Energy's ability to mitigate weather impacts, including approval and timing of securitization issuances; (12) changes in business plans; (13) CenterPoint Energy's ability to execute on its initiatives, targets and goals, including its net zero and carbon emissions reduction goals and operations and maintenance goals; and (14) other factors discussed in CenterPoint Energy's Annual Report on Form 10-K for the fiscal year ended December 31, 2022 and CenterPoint Energy's Quarterly Report on Form 10-Q for the quarter ended March 31, 2023, including under "Risk Factors," "Cautionary Statements Regarding Forward-Looking Information" and "Management's Discussion and Analysis of Financial Condition and Results of Operations — Certain Factors Affecting Future Earnings" in such reports and in other filings with the Securities and Exchange Commission ("SEC") by the Company, which can be found at www.centerpointenergy.com on the Investor Relations page or on the SEC website at www.sec.gov.

This presentation contains time sensitive information that is accurate as of the date hereof (unless otherwise specified as accurate as of another date). Some of the information in this presentation is unaudited and may be subject to change. We undertake no obligation to update the information presented herein except as required by law. Investors and others should note that we may announce material information using SEC filings, press releases, public conference calls, webcasts and the Investor Relations page of our website. In the future, we will continue to use these channels to distribute material information about the Company and to communicate important information about the Company, key personnel, corporate initiatives, regulatory updates and other matters. Information that we post on our website could be deemed material; therefore, we encourage investors, the media, our customers, business partners and others interested in our Company to review the information we post on our website.

Use of Non-GAAP Financial Measures

In addition to presenting its financial results in accordance with generally accepted accounting principles (GAAP), including presentation of income (loss) available to common shareholders and diluted earnings (loss) per share, the Company also provides guidance based on non-GAAP income and non-GAAP diluted earnings per share and also provides non-GAAP funds from operations / non-GAAP rating agency adjusted debt ("FFO/Debt"). Generally, a non-GAAP financial measure is a numerical measure of a company's historical or future financial performance that excludes or includes amounts that are not normally excluded or included in the most directly comparable GAAP financial measure. Please refer to the Appendix for detailed discussion of the use of non-GAAP financial measures presented herein.

Premium Value Proposition: Tracking Delivery



CNP Value Proposition	Long-Term Plan Deliverables	Progress
Sustainable Growth for Shareholders	Delivered non-GAAP EPS ⁽¹⁾ of \$0.50 in Q1 2023 despite milder than normal weather and a higher interest rate environment	✓ 12 quarters of meeting/exceeding expectations
	Reaffirming FY 2023 guidance of \$1.48 - \$1.50 non-GAAP EPS; Target 8% non-GAAP EPS growth in 2024 and target mid to high-end of 6%-8%, annually 2025 - 2030 ⁽²⁾	✓ On track
Sustainable, Resilient, and Affordable Service for Customers	Continuing to execute on year 3 of \$43B capital plan ⁽³⁾ through 2030, with a potential incremental \$3B of identified opportunities not included in the plan	✓ On track
	Continuing to focus on pure-play regulated utility operations; over 95% of earnings from regulated operations	✓ Completed
	Currently no external equity issuance planned to fund current capital investments; Continuing to seek efficient funding of our capital plan ⁽³⁾	✓ On track
Sustainable Positive Impact on Our Environment	Maintaining balance sheet health; targeting FFO/Debt ⁽⁴⁾ of 14%-15% throughout 2023	✓ On track
	Working to keep rates affordable; maintaining O&M discipline ⁽⁵⁾ , securitization rolling off or extending cost recovery ⁽⁶⁾ , and customer growth ⁽⁷⁾	✓ On track
	Issued first Green Bond at CEHE under the Sustainable Financing Framework	✓ On track

Note: Refer to slide 2 for information on forward-looking statements and slide 20 for information on non-GAAP EPS assumptions and non-GAAP measures.
 (1) Refer to slide 16 for reconciliation of non-GAAP measures to GAAP measures
 (2) Refers to non-GAAP EPS annual growth rate for 2022A - 2030E; target based on long-term plan assumptions
 (3) Refers to 10-year capital plan from 2021A-2030E; based on long-term plan assumptions

(4) Consistent with Moody's methodology; target based on plan assumptions
 (5) O&M includes Electric and Natural Gas business, based on goal of 1% - 2% annual average savings
 (6) Securitization includes CEHE bonds ending by 2024 and proposed SIGECO bonds
 (7) Internal projection through 2030

First Quarter Results; Reaffirming 2023 Guidance

Delivered non-GAAP EPS⁽¹⁾ of \$0.50 for the first quarter; Reaffirming 2023 full-year guidance of \$1.48-\$1.50 non-GAAP EPS⁽²⁾; Continue to target 8% non-GAAP EPS growth for 2024 and mid to high-end of 6-8% annually thereafter through 2030⁽³⁾

Managing the Headwinds

Despite milder winter weather and increasing interest rate environment, achieved strong first quarter results which represents approximately a third of full-year guidance at the midpoint

Not Reliant on “Big Bets”⁽⁴⁾

Approximately 80% of the \$43B capital plan through 2030 expected to be recovered through regulatory interim mechanisms and majority of projects can be completed within 12 months

Continued Focus on Customer Affordability

Next CEHE securitization charges coming off bill in '24 (~5% of current average residential customer bill) creates incremental bill headroom for our customers; 1% - 2% of expected annual organic growth⁽⁵⁾; and 1% - 2% of anticipated annual average O&M savings⁽⁶⁾

Focused on a Strong Balance Sheet

Texas securitization proceeds paid down ~\$1.1B of floating rate / high coupon debt; target FFO/debt⁽⁷⁾ of 14% - 15% throughout 2023

Constructive Regulatory Outcomes⁽⁸⁾

2022 TEEEF for mobile generation cost recovery approved; No rate case orders expected until 2024; IURC approved refiled PPA with two additional previously approved PPA's pending for adjustments related to market changes since original filing

....Extending track record of execution

Note: Refer to slide 2 for information on forward-looking statements and slide 20 for information on non-GAAP EPS assumptions and non-GAAP measures.

(1) Refer to slides 16 through 17 for reconciliation of non-GAAP measures to GAAP measures

(2) Would meet prior growth target of 8%

(3) Target based on long-term plan assumptions

(4) Refers to no single project dependency and the efficiencies of interim mechanisms

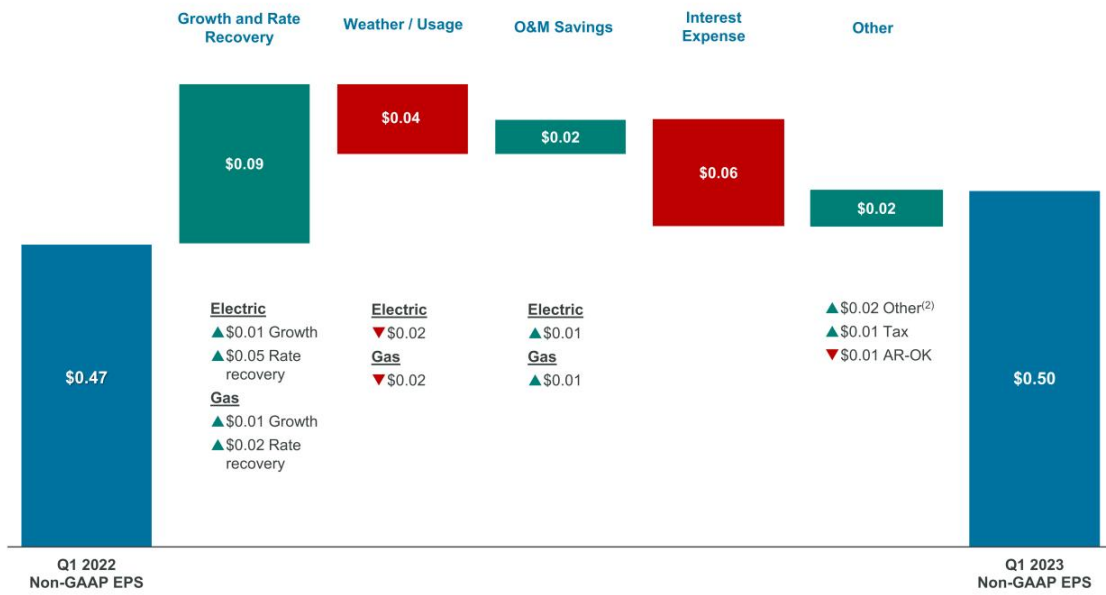
(5) Internal projection through 2030 for the Houston Electric service area

(6) O&M includes Electric and Natural gas business

(7) Consistent with Moody's methodology; target based on plan assumptions

(8) Refer to slide 14 for further information regarding certain key regulatory matters; PPA – Power Purchase Agreement; IURC – Indiana Utility Regulatory Commission

Q1 2023 v Q1 2022 Non-GAAP EPS⁽¹⁾ Primary Drivers



Note: Refer to slide 2 for information on forward-looking statements and slide 20 for information on non-GAAP EPS assumptions and non-GAAP measures.
 (1) Refer to slide 16 and slide 17 for reconciliation of non-GAAP measures to GAAP measures
 (2) Inclusive of miscellaneous revenues and other items

Capital Expenditures by Segment....



	Current 5-Yr Plan ⁽¹⁾				10-Yr Plan ⁽²⁾ Through 2030		Potential Incremental Capital of ~\$3B <ul style="list-style-type: none"> • Increased & accelerated C&I electrification • Accelerated EV adoption • Additional grid modernization projects
	FY 2022	1Q 2023	FY 2023 ⁽³⁾	5-YR Plan	10-YR Plan	10-YR Plan	
Electric ⁽⁴⁾	~\$3.1B	~\$0.3B	~\$2.1B	\$12.9B	\$26B+		
Natural Gas	~\$1.7B	~\$0.8B	~\$1.5B	\$7.3B	\$17B+		
Corporate and Other	~\$40MM	~\$2MM	~\$20MM	\$0.1B	\$0.2B		
Total Capital Expenditures ⁽⁴⁾	~\$4.8B	~\$1.1B	~\$3.6B	~\$20.3B	~\$43B		

....Continued execution of capital plan for the benefit of customers

Note: Refer to slide 2 for information on forward-looking statements.

(1) Refers to capital plan from 2021A to 2025E

(2) Refers to capital plan from 2021A to 2030E

(3) Represents 2023 estimated capital expenditures as of 3/31/2023

(4) Includes incremental and accelerated investments in 2021 and 2022 related to capital leases for temporary emergency mobile generation units

Rate Case Update⁽¹⁾

- **Texas Gas**
 - Plan to file rate case in July

Interim Regulatory Mechanism Update

- **GRIP (Texas Gas)**
 - ✓ Filed in March with ~\$60MM Net Revenue Requirement
 - Anticipated to go into rates mid-Q2
- **TCOS (Houston Electric)**
 - ✓ Filed in March 2023 with additional ~\$40MM revenue requirement,
 - Anticipated to go into rates in May
- **TEEEF (Houston Electric)**
 - ✓ PUCT approved 2022 filing which included ~\$200MM of temporary emergency mobile generation costs (\$39MM revenue requirement)
 - ✓ Written Order issued on 4/5/2023
 - ✓ Second filing made in April 2023 seeking recovery of costs representing ~\$188MM revenue requirement, increase of \$149MM over last year

Interim Regulatory Mechanism Update (Cont'd)

- **DCRF (Houston Electric)**
 - ✓ Filed in April 2023 with ~\$162MM revenue requirement, increase of \$85MM over last year
 - Recovery anticipated to commence Sept. 1

Indiana IRP Update

- **Electric CPCNs:**
 - ✓ **130 MW CrossTrack Solar:** Approved January 2023⁽²⁾
 - ✓ **Wind Project:** Filed January 2023
 - **Next IRP Submission:** Target mid-2023

Securitization and Other Updates

- **SIGECO anticipates costs to be securitized**
(related to coal facility retirements)
 - ✓ Securitization application for \$350MM approved in January
- **Texas securitization**
(balance related to incremental gas costs)
 - ✓ ~\$1.1B of proceeds received on 3/23/2023

...Constructive across our footprint

Note: Refer to slide 2 for information on forward-looking statements. GRIP – Gas Reliability Infrastructure Program; TCOS: Transmission Cost of Service; TEEEF – Temporary Emergency Electric Energy Facilities; PUCT – Public Utility Commission of Texas; DCRF – Distribution Cost Recovery Factor; CPCN – Certificate of Public Convenience and Necessity; IRP – Integrated Resource Plan
(1) See full regulatory schedule on slide 14
(2) See slide 15 for additional information regarding renewables timeline



Contacts

Jackie Richert

Vice President

Investor Relations and Treasurer

Tel. (713) 207 – 9380

jackie.richert@centerpointenergy.com

Ben Vallejo

Director

Investor Relations

Tel. (713) 207 – 5461

ben.vallejo@centerpointenergy.com

General Contact

Tel. (713) 207 – 6500

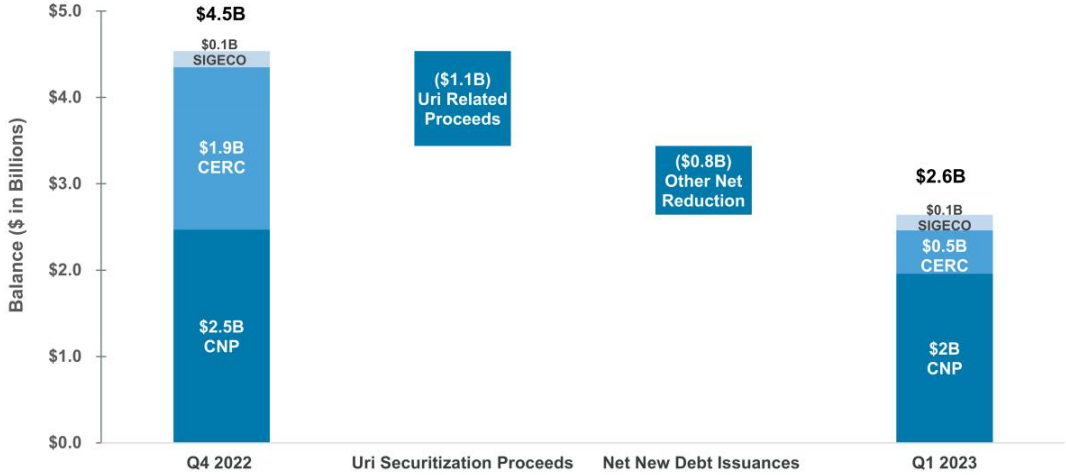
<https://investors.centerpointenergy.com/contact-us>

Appendix

Reduced Floating Rate Debt



Floating Rate Debt Balance
Reduced outstanding balance to ~16% of total debt outstanding

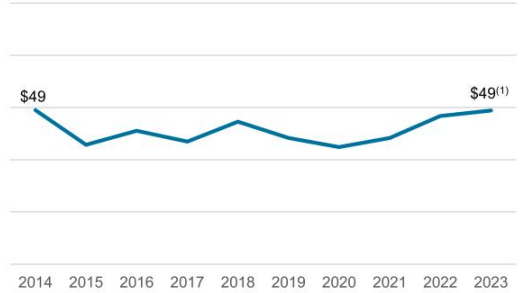


...Reducing floating rate exposure

Customer Affordability Houston Electric



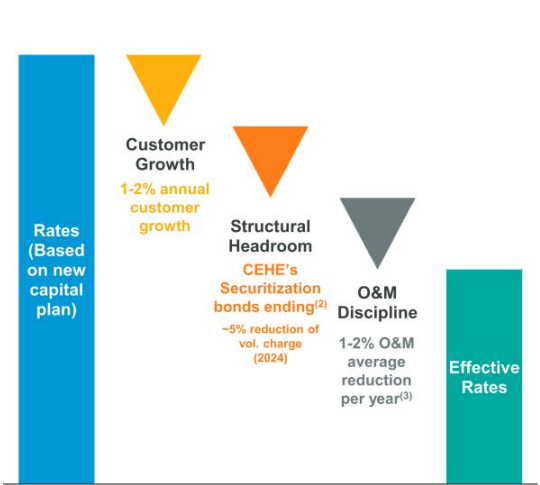
Average Monthly CEHE Charges (per 1,000 kWh)



<1% average annual increase for Houston Electric charges on customer bills over the last 10 years

~2.8% average annual inflation rate for that same period

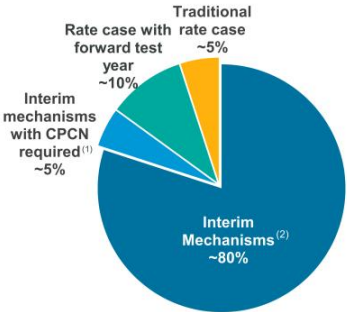
Future Expected Bill Mitigants



....Executing capital plan while working to keeping rates affordable

Note: Refer to slide 2 for information on forward-looking statements.
 (1) Projected 2023 rate as of April 2023
 (2) Refers to Houston Electric's securitization bonds; One tranche of transition bonds remain, with a scheduled final payment date in 2024
 (3) Projections based on internal forecast and are based on annual targets; Includes the Electric and Natural Gas business

~80%
of 10-year Capital Plan expected to be recoverable through interim mechanisms



Regulatory Highlights	Stakeholder Benefits
Existing Mechanisms for timely recovery of major storm costs	Reasonable cost recovery <i>reduces customer impact and earnings volatility</i>
Collected nearly all of Winter Storm Uri gas costs	Reasonable cost recovery <i>reduces customer impact and earnings volatility</i>
Generation transition proceedings in Indiana on plan	Cleaner energy transition <i>good for communities</i>

....No big bets⁽³⁾ with expected recovery through established regulatory mechanisms

Note: Refer to slide 2 for information on forward-looking statements.
 (1) Includes capital expenditures that are expected to be recovered through interim mechanisms but requires approval of Certificate of Public Convenience and Necessity
 (2) Includes capital expenditures that are expected to be recovered through interim mechanisms and riders. Excludes capital expenditures that require approvals for Certificate of Public Convenience and Necessity
 (3) Refers to no single project dependency and the efficiencies of interim mechanisms

Weather and Throughput Data



Electric					Natural Gas				
		1Q 2023	1Q 2022	2023 vs 2022			1Q 2023	1Q 2022	2023 vs 2022
Throughput (in GWh)	Residential	5,968	6,346	(6)%	Throughput (in Bcf)	Residential	96	123	(22)%
	Total	21,756	23,155	(6)%		Commercial and Industrial	133	137	(3)%
						Total	229	260	(12)%
Metered Customers ⁽¹⁾	Residential	2,547,297	2,502,253	2%	Metered Customers ⁽¹⁾	Residential	3,973,454	3,926,192	1%
	Total	2,871,667	2,824,100	2%		Commercial and Industrial	302,634	297,270	2%
						Total	4,276,088	4,223,462	1%
Weather vs Normal ⁽²⁾	Cooling Degree Days	59	(66)	125	Weather vs Normal ⁽²⁾	Heating Degree Days	(220)	196	(416)
	Heating Degree Days	(96)	181	(277)		Texas Heating Degree Days	(146)	234	(380)
	Houston Cooling Degree Days	63	(69)	132					
	Houston Heating Degree Days	(78)	184	(262)					

Margin Sensitivities	CEHE	IE	TX Gas ⁽³⁾
Per HDD / CDD	\$50k - \$70k	\$20k - \$30k	\$30 - \$40k

Note: Data as of 03/31/2023.

(1) End of period number of metered customers

(2) As compared normal weather for service area; Normal weather is based on past 10-year weather in service area

(3) Only pertains to HDD

Regulatory Schedule



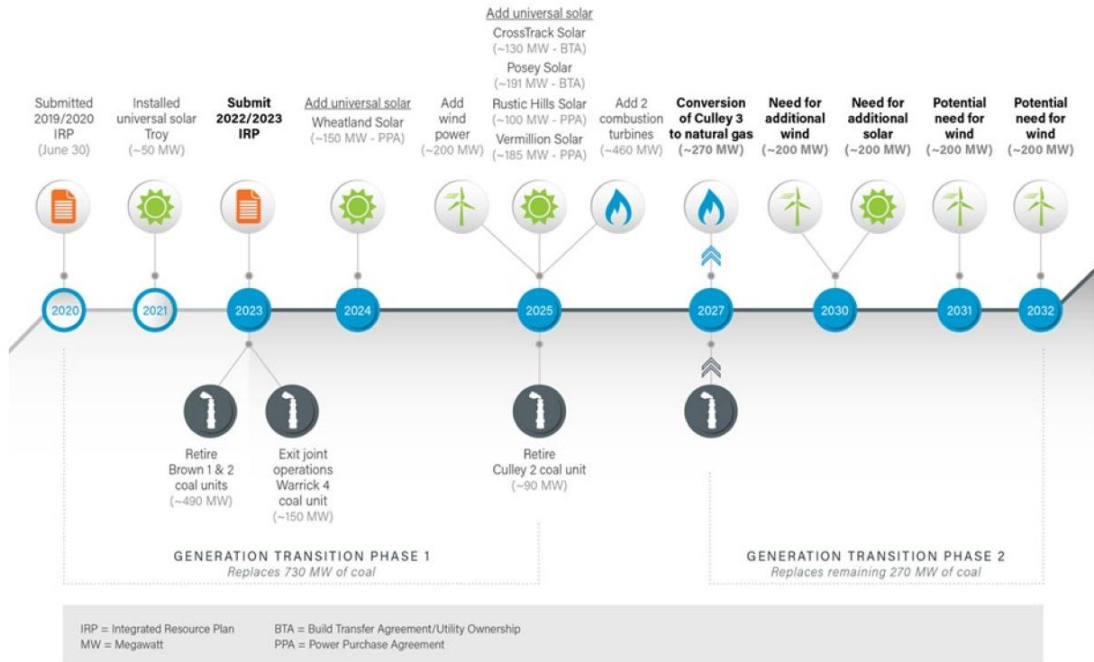
Upcoming Rate Case Activity

	Jan	Feb	Mar	Apr	May	Jun	Jul	Aug	Sep	Oct	Nov	Dec	ROE / Equity Ratio	'23 Rate Base ⁽²⁾	
TX (E)	2 TCOS Filings / 1 DCRF Filing / 1 TEEEF Filing											GRC	9.40% / 42.5%	\$12.0B	
IN (E)													GRC	10.40% / 43.5%	\$2.0B
TX (G) ⁽³⁾						GRC							9.64% / 55.5% ⁽¹⁾	\$2.0B	
MN (G)													GRC	9.39% / 51.0%	\$2.0B
N. IN (G)	No Rate Case Planned Until Post-2025												9.80% / 46.8%	\$2.0B	
OH (G)	No Rate Case Planned Until Mid-2024												N/A / 51.1%	\$1.0B	
S. IN (G)	No Rate Case Planned Until Post-2025												9.70% / 46.2%	\$0.6B	
LA (G)	No Rate Case Planned Until Post-2025												9.95% / 52.0%	\$0.4B	
MS (G)	No Rate Case Planned Until Post-2025												9.81% / 50.0%	\$0.3B	
CPCN (Posey)							EH						FO		
CPCN (Wind)				EH				FO							
CPCN (Crosstrack)	FO														
													Total =		\$22.3B

EH Evidentiary Hearing
 FO Final Order

Note: Refer to slide 2 for information on forward-looking statements. TCOS – Transmission Cost of Service; DCRF – Distribution Cost Recovery Factor; TEEEF – Temporary Emergency Electric Energy Facilities; GRC – General Rate Case; CPCN – Certificate of Public Convenience and Necessity
 (1) TX Gas regulatory metrics reflect jurisdictional average
 (2) Represents the latest available information, may differ slightly from regulatory filings
 (3) Texas Gulf GRC expected to be filed in July 2023; South Texas GRC expected to be filed in July 2024

Generation Project Timeline



Note: Refer to slide 2 for information on forward-looking statements.

Reconciliation: Income (Loss) and Diluted Earnings (Loss) per share to non-GAAP Income and non-GAAP Diluted EPS used in providing annual earnings guidance



	Quarter Ended	
	March 31, 2023	
	Dollars in millions	Diluted EPS ⁽¹⁾
Consolidated income (loss) available to common shareholders and diluted EPS	\$ 313	\$ 0.49
ZENS-related mark-to-market (gains) losses:		
Equity securities (net of taxes of \$8) ⁽²⁾⁽³⁾	(31)	(0.05)
Indexed debt securities (net of taxes of \$8) ⁽²⁾	31	0.05
Impacts associated with mergers and divestitures (net of taxes of \$1) ⁽²⁾	1	0.00
Consolidated on a non-GAAP basis⁽⁴⁾	\$ 314	\$ 0.50

(1) Quarterly diluted EPS on both a GAAP and non-GAAP basis are based on the weighted average number of shares of common stock outstanding during the quarter, and the sum of the quarters may not equal year-to-date diluted EPS

(2) Taxes are computed based on the impact removing such item would have on tax expense

(3) Comprised of common stock of AT&T Inc., Charter Communications, Inc., and Warner Bros. Discovery, Inc.

(4) The calculation on a per-share basis may not add down due to rounding

Reconciliation: Income (Loss) and Diluted Earnings (Loss) per share to non-GAAP Income and non-GAAP Diluted EPS used in providing annual earnings guidance



	Quarter Ended	
	March 31, 2022	
	Dollars in millions	Diluted EPS ⁽¹⁾
Consolidated income (loss) available to common shareholders and diluted EPS	\$ 518	\$ 0.82
ZENS-related mark-to-market (gains) losses:		
Equity securities (net of taxes of \$22) ⁽²⁾⁽³⁾	81	0.13
Indexed debt securities (net of taxes of \$22) ⁽²⁾	(83)	(0.13)
Midstream-related earnings (net of taxes of \$10) ⁽²⁾⁽⁴⁾	(32)	(0.05)
Impacts associated with mergers and divestitures (net of taxes of \$112) ⁽²⁾	(189)	(0.30)
Consolidated on a non-GAAP basis	\$ 295	\$ 0.47

(1) Quarterly diluted EPS on both a GAAP and non-GAAP basis are based on the weighted average number of shares of common stock outstanding during the quarter, and the sum of the quarters may not equal year-to-date diluted EPS

(2) Taxes are computed based on the impact removing such item would have on tax expense; Taxes related to the gas LDC sales and the midstream-related earnings are booked proportionately by applying the projected annual effective tax rate percentage to income earned each quarter in accordance with GAAP; additional tax expense related primarily to the write-off of non-deductible goodwill will be reflected in tax expense over the remainder of 2022 and exclude from non-GAAP EPS

(3) Comprised of common stock of AT&T Inc. and Charter Communications, Inc. (as of March 31, 2022)

(4) Includes earnings and expenses related to ownership and disposal of Energy Transfer units, a corresponding amount of debt related to the units and an allocation of associated corporate overhead. 17
Includes costs associated with early extinguishment of \$600 million debt at CenterPoint Energy, Inc. of approximately \$35 million, net of taxes

Reconciliation: Net Cash Provided by Operating Activities and Total Debt, Net to non-GAAP Funds from Operations (FFO) and non-GAAP Rating Agency Adjusted Debt



Twelve month-to-date ended and as of March 31, 2023, respectively (\$ in millions)

Net cash provided by operating activities	\$ 2,943	Total Debt, Net	
Add back:		Short-term Debt:	
Accounts receivable and unbilled revenues, net	(91)	Short-term borrowings	\$ 500
Inventory	296	Current portion of VIE Securitization Bonds long-term debt	156
Taxes receivable	7	Indexed debt, net	6
Accounts payable	35	Current portion of other long-term debt	57
Other current assets and liabilities	<u>173</u>	Long-term Debt:	
Adjusted cash from operations	3,363	VIE Securitization bonds, net	161
Plus: Rating agency adjustments ⁽¹⁾	<u>(947)</u>	Other long-term debt, net	<u>15,622</u>
Non-GAAP funds from operations (FFO)	\$ 2,416	Total Debt, net	16,502
		Plus: Rating agency adjustments ⁽²⁾	<u>491</u>
		Non-GAAP rating agency adjusted debt	\$ 16,993

Net cash provided by operating activities / total debt, net = 17.8%

Non-GAAP FFO / Non-GAAP rating agency adjusted debt ("FFO/Debt") = 14.2%

(1) Consistent with Moody's methodology, including adjustments related to total lease costs (net of lease income), Series A preferred stock dividends, non-recurring items / Uri proceeds and defined benefit plan

(2) Consistent with Moody's methodology, including adjustments related to Winter Storm Uri debt, Series A preferred stock, pension benefit obligations, and operating lease liabilities

Regulatory Information



Information	Location
Electric <ul style="list-style-type: none">▪ Estimated 2022 year-end rate base by jurisdiction▪ Authorized ROE and capital structure by jurisdiction▪ Definition of regulatory mechanisms▪ Projected regulatory filing schedule	Regulatory Information – Electric
Natural Gas <ul style="list-style-type: none">▪ Estimated 2022 year-end rate base by jurisdiction▪ Authorized ROE and capital structure by jurisdiction▪ Definition of regulatory mechanisms▪ Projected regulatory filing schedule	Regulatory Information – Gas
Estimated amortization for pre-tax equity earnings related to Houston Electric's securitization bonds	Regulatory Information – Electric (Pg. 5)
Rate changes and Interim mechanisms filed	Form 10-Q – <i>Rate Change Applications</i> section

Additional Information



Use of Non-GAAP Financial Measures

In this presentation and the oral statements made in connection herewith, CenterPoint Energy presents, based on diluted earnings per share, non-GAAP income, non-GAAP earnings per share ("non-GAAP EPS"), as well as non-GAAP funds from operation / non-GAAP rating agency adjusted debt ("FFO/Debt") which are not generally accepted accounting principles ("GAAP") financial measures. Generally, a non-GAAP financial measure is a numerical measure of a company's historical or future financial performance that excludes or includes amounts that are not normally excluded or included in the most directly comparable GAAP financial measure.

2022 and 2023 non-GAAP EPS excluded and 2023 non-GAAP EPS guidance excludes: (a) Earnings or losses from the change in value of ZENS and related securities, (b) (for 2022) Gain and impact, including related expenses, associated with Arkansas and Oklahoma gas LDC sales, (c) (for 2022) Income and expense related to ownership and disposal of Energy Transfer common and Series G preferred units, and a corresponding amount of debt related to the units and (d) (for 2023) Gain and impact, including related expenses, associated with mergers and divestitures. In providing this guidance, CenterPoint Energy does not consider the items noted above and other potential impacts such as changes in accounting standards, impairments or other unusual items, which could have a material impact on GAAP reported results for the applicable guidance period. The 2023 non-GAAP EPS guidance range also considers assumptions for certain significant variables that may impact earnings, such as customer growth and usage including normal weather, throughput, recovery of capital invested, effective tax rates, financing activities and related interest rates, and regulatory and judicial proceedings. To the extent actual results deviate from these assumptions, the 2023 non-GAAP EPS guidance range may not be met or the projected annual non-GAAP EPS growth rate may change. CenterPoint Energy is unable to present a quantitative reconciliation of forward-looking non-GAAP diluted earnings per share because changes in the value of ZENS and related securities, future impairments, and other unusual items are not estimable and are difficult to predict due to various factors outside of management's control.

Funds from operations excludes from net cash provided by operating activities accounts receivable and unbilled revenues, net, inventory, taxes receivable, accounts payable, and other current assets and liabilities, and includes certain adjustments consistent with Moody's methodology, including adjustments related to total lease costs (net of lease income), Series A preferred stock dividends, and defined benefit plan contributions (less service costs). Non-GAAP rating agency adjusted debt adds to Total Debt, net certain adjustments consistent with Moody's methodology, including adjustments related to Winter Storm Uri debt, Series A preferred stock, pension benefit obligations, and operating lease liabilities. CenterPoint Energy is unable to present a quantitative reconciliation of forward-looking FFO/Debt because certain adjustments and other unusual items are not estimable and are difficult to predict due to various factors outside of management's control.

The appendix to this presentation contains a reconciliation of income (loss) available to common shareholders and diluted earnings (loss) per share to the basis used in providing guidance, as well as a reconciliation of net cash provided by operating activities / total debt, net to FFO/Debt.

Management evaluates the Company's financial performance in part based on non-GAAP income, non-GAAP EPS and long-term FFO/Debt. Management believes that presenting these non-GAAP financial measures enhances an investor's understanding of CenterPoint Energy's overall financial performance by providing them with an additional meaningful and relevant comparison of current and anticipated future results across periods. The adjustments made in these non-GAAP financial measures exclude items that Management believes do not most accurately reflect the Company's fundamental business performance. These excluded items are reflected in the reconciliation tables, where applicable. CenterPoint Energy's non-GAAP income, non-GAAP EPS and non-GAAP FFO/Debt financial measures should be considered as a supplement to, and not as a substitute for, or superior to, income available to common shareholders, diluted earnings per share (in the case of non-GAAP EPS) and net cash provided by operating activities to total debt, net which, respectively, are the most directly comparable GAAP financial measures. These non-GAAP financial measures also may be different than non-GAAP financial measures used by other companies.

Net Zero Disclaimer

Our **Scope 1 emissions** estimates are calculated from emissions that directly come from our operations. Our **Scope 2 emissions** estimates are calculated from emissions that indirectly come from our energy usage, but because Texas is in an unregulated market, our Scope 2 estimates do not take into account Texas electric transmission and distribution assets in the line loss calculation and exclude emissions related to purchased power between 2024E-2026E. Our **Scope 3 emissions** estimates are based on the total natural gas supply delivered to residential and commercial customers as reported in the U.S. Energy Information Administration (EIA) Form EIA-176 reports and do not take into account the emissions of transport customers and emissions related to upstream extraction. While we believe that we have a clear path towards achieving our net zero emissions (Scope 1 and Scope 2) by 2035 goals, our analysis and path forward required us to make a number of assumptions. These goals and underlying assumptions involve risks and uncertainties and are not guarantees. Should one or more of our underlying assumptions prove incorrect, our actual results and ability to achieve net zero emissions by 2035 could differ materially from our expectations. Certain of the assumptions that could impact our ability to meet our net zero emissions goals include, but are not limited to: emission levels, service territory size and capacity needs remaining in line with Company expectations (inclusive of changes related to the sale of our Natural Gas businesses in Arkansas and Oklahoma); regulatory approval of Indiana Electric's generation transition plan; impacts of future environmental regulations or legislation; impacts of future carbon pricing regulation or legislation, including a future carbon tax; price, availability and regulation of carbon offsets; price of fuel, such as natural gas; cost of energy generation technologies, such as wind and solar, natural gas and storage solutions; adoption of alternative energy by the public, including adoption of electric vehicles; rate of technology innovation with regards to alternative energy resources; our ability to implement our modernization plans for our pipelines and facilities; the ability to complete and implement generation alternatives to Indiana Electric's coal generation and retirement dates of Indiana Electric's coal facilities by 2035; the ability to construct and/or permit new natural gas pipelines; the ability to procure resources needed to build at a reasonable cost, the lack of or scarcity of resources and labor; the lack of any project cancellations, construction delays or overruns and the ability to appropriately estimate costs of new generation; impact of any supply chain disruptions; changes in applicable standards or methodologies; and enhancement of energy efficiencies.

